


# Ballast and Electrical

## SB3K/5-7K/8K

SX/ST Series lampheads offer a number of options for mounting and placement of ballasts and electronics. Ballasts may be included with the lamphead in an attached base frame or Flat Pack housing or located remotely in a remote Flat Pack, an electrical room or rack mount up to 200' distant for the 7K or 8K units and 250' for the 3K or 5K units. Electronic control cards are mounted in an attached base frame or Flat Pack, or inside the ST Series yoke.



**ST3K-S w/  
Base Frame**



**ST5K-S shown w/ separate  
Flat Pack**




**SB7K Ballasts in typical road configuration**

# Ballasts



**SB3-5K**



**SB3K**



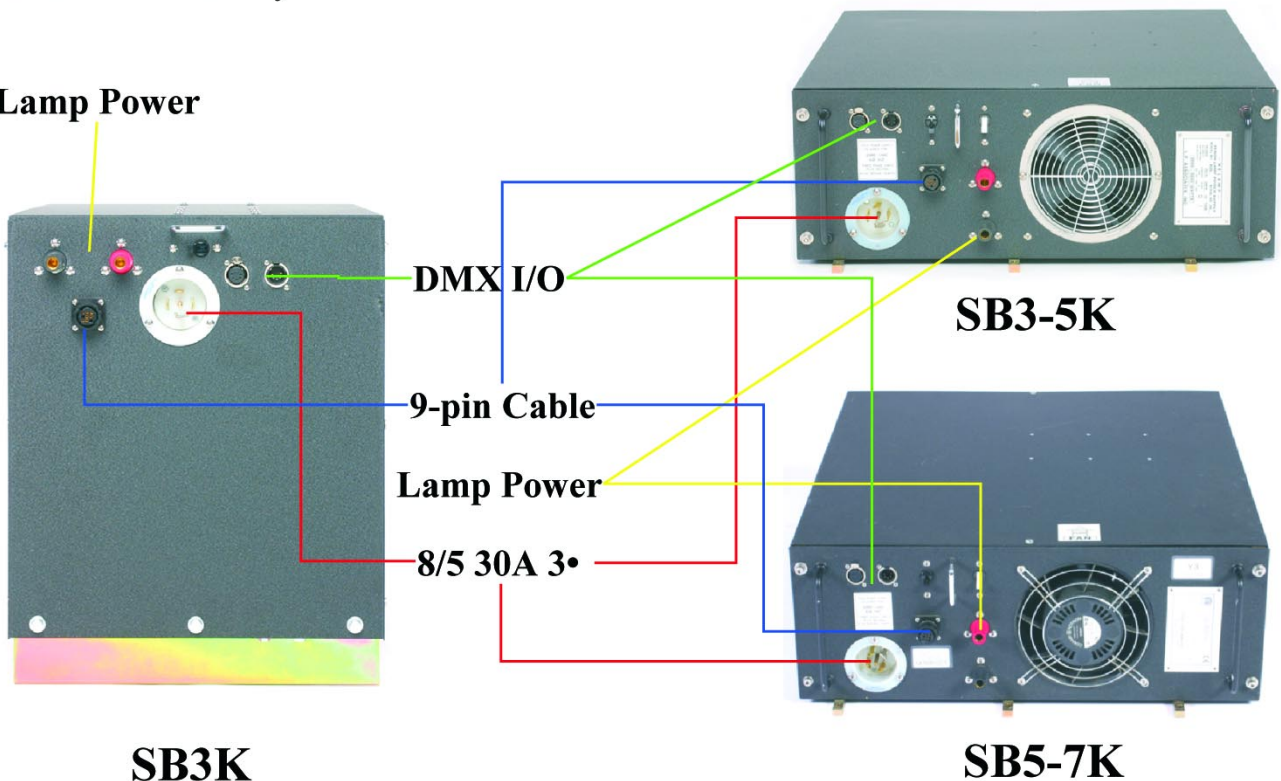
**SB5-7K**

The ST and SX Series use Syncrolite custom built ballasts designed specifically to operate with the Syncrolite systems. Please read the operating manual for these high voltage and high current devices and handle with extreme care

NOTE:

Ballasts are sensitive to cable lengths in an overall system and may result voltage drops. Assuming your AC input power is properly balanced and a true 120-208V, you can expect a 5-10% lamp power output drop for each 100' of cable from ballast to lamphead. This may be compensated for by the raising or lowering of the taps inside the ballast by a certified technician.

**Lamp Power**



**SB3K**

**SB5-7K**